

ENGLISH

PROJECT WORK

Project work is to be prepared as per the instructions listed below.

1. The entire project should be in a file format.
2. The project should be handwritten in blue/black pen (Highlighters can be used).
4. The project report should be developed in the following sequence–
 - Cover page: School Name, logo, Title statement, Name of the Student and Year/session
 - Index (list of contents)
 - Acknowledgements and Preface
 - Certificate
 - Introduction statement (The purpose of the Project)
 - Detailed Project
 - Learning outcomes/experiences

➤

The project should have illustrations/photos/sketches as per the need and suitability with respect to the pattern of the presentation







With reference to the chapter ‘Lost Spring’ express your views on ‘ Child labour – a scar on humanity that needs to be eradicated’’. (Refer to the global situation with respect to poverty and the measures implemented to substantiate your views.)

PHYSICAL EDUCATION

1. As our school prepares to host the DAV Zonal Sports (Athletics) event, we are looking to ensure effective coordination and execution. Could you plan the event and outline the roles and responsibilities of the various committees involved in the pre-event, during-event, and post-event phases? (3)

2. Match the followings:

(3)

<u>Column – A</u>	<u>Column - B</u>
 <p>a.</p>	<p>i. pes planus</p>
 <p>b.</p>	<p>ii. S- or C-shaped</p>
 <p>c.</p>	<p>iii. genu valgum</p>
 <p>d.</p>	<p>iv. swayback</p>
 <p>e.</p>	<p>v. hunchback</p>
 <p>f.</p>	<p>vi. genu varum</p>

3. As you're tasked with preparing fixtures for the DAV Zonal Football tournament involving 7 teams, which type of tournament would you use to ensure that each team has equal opportunities to compete and showcase their skills? What are the disadvantages of that type of tournament?

(2)

4. What does the term 'amenorrhea' refer to?

(1)

A) Excessive menstrual bleeding

B) Absence of menstrual periods

C) Irregular menstrual cycles

D) Painful menstrual periods.

5. In sports tournaments, what does a "bye" signify?

(1)

A) A temporary break during the game

B) A forfeit by one of the teams

C) An automatic advancement to the next round without competing

D) A tiebreaker match between two teams

Project Work:

IOA recognized Sport/Game: Volleyball or Football or Kho-Kho (any one)

1. Labeled diagram of Field

2. Equipments

3. Rules of Game

4. Terminologies

5. Skills

Note:

Use Inter leaf page to write your project.

Paste and Draw relevant picture (Use White sheet or page)

Project should be completely hand written.

Project should have the following:

1. Index

2. Acknowledgement

3. Introduction to the topic

3. Content of the project

4. Conclusion

6. Bibliography

Follow all the instructions given in class related to the project work.

PAINTING

Answer the following questions :

1. "A group of polo players, all mounted on horse - backs with polo-sticks in their hands."

- Identify the painting included in your course of study and write its title and medium.
- Mention the sub school of this painting, describe its compositional arrangement in your own words.

2. In the Basohli school, the coordination of ornamental form of nature and elements of folk art is seen together, which was filled with reverence and devotion by the painters of Basohli.

- From your course of study identify the painting of Basohli school and write its title and name of the painter.
- Describe the artistic features of the painting in your own words.

PROJECT WORK

1. Still Life:-

- A) Pencil Shade -01
- B) Water Colour - 01

2. Madhubani Painting -01

3. Mandala Art – 01

4. City Scape – 01

5. Composition : 01

- A) Your Favourite Festival.

APPLIED MATHEMATICS

PROJECT WORK(use shoeless file)

1. Each day the newspaper tells us about the maximum temperature, minimum temperature and humidity. Collect the data for a period of 15 days and represent it graphically. Compare it with the data available for the same time period for the previous year. (To be given to the students)
2. Matrix multiplication and inverse of matrix using spreadsheet.

FORMAT TO BE FOLLOWED:-

a)1st Page-Name of the school, Investigatory Project, name, class, section,roll number, subject, Guide teachers' name

b)2nd Page-Certificate

c)3rd Page-Acknowledgement

d)4thPage-Index

ECONOMICS

Prepare a Project Report on any one topic from the following:

1. Any topic from Macroeconomics
2. Any topic from Indian Economy
3. Any current Economic issue can also be selected.
4. Following topics can also be selected:
 - Micro and Small Scale Industries
 - Food Supply Channel in India
 - Contemporary Employment situation in India
 - Disinvestment policy of the government
 - Goods and Services Tax Act and its Impact on GDP
 - Health Expenditure (of any state)
 - Human Development Index
 - Inclusive Growth Strategy
 - Self-help group
 - Trends in Credit availability in India

Monetary Policy Committee and its functions
Role of RBI in Control of Credit
Government Budget & its Components
Trends in budgetary condition of India
Exchange Rate determination – Methods and Techniques
Currency War – reasons and repercussions
Livestock – Backbone of Rural India
Waste Management in India – Need of the hour
Digital India- Step towards the future
Rain Water Harvesting
Make in India – The way ahead
Sri Lanka’s Economic Crisis
Sustainable Development Goals (SDG’s)
New Education Policy (NEP) 2020: A Promise for a New Education System
Cashless Economy

5. Any other newspaper article and its evaluation on basis of economic principles

Note:

Use Interleaf page to write your project .

Paste and Draw relevant picture (Use White sheet or page)

Project should be completely handwritten .

Project should have the following:

Index

1. Acknowledgement
2. Introduction to the topic
3. Content of the project
4. Research work.
5. Conclusion
6. Bibliography

Follow all the instructions given in class related to the project

HISTORY

PROJECT WORK

Project work is to be prepared as per the instructions listed below:

1. The entire project should be in a file format.
2. The project should be handwritten in blue/black pen (Highlighters can be used).
3. The project report should be developed in the following sequence–
 - Cover page: School Name, logo, Title statement, Name of the Student and Year/session
 - Index (list of contents)
 - Acknowledgements and Preface
 - Two Certificate format
 - Introduction statement (The purpose of the Project)
 - Detailed Project
 - Learning outcomes/experiences
 - Bibliography

➤ The project should have illustrations/photos/sketches as per the need and suitability with respect to the pattern of the presentation.

GEOGRAPHY

Practical Work.

Topic: Data:Its source and compilation.

- 1) Need of data.
- 2) Sources of data (Primary and Secondary)
- 3) Tabulation and classification of data.
- 4) Grouping of data.

Do it in the shoe lace practical copy.

Answer the following questions:

- 1) 'Equity is one of the most important pillars of Human Development. 'Explain any three human values that are required to give equal access to opportunities to everybody.
- 2) With a diagram Explain the Demographic Transition theory.

POLITICAL SCIENCE

PROJECT WORK

Project work is to be prepared as per the instructions listed below:

1. The entire project should be in a file format.
2. The project should be handwritten in blue / black pen (Highlighters can be used).
3. The project report should be developed in the following sequence—
 - Cover page: School Name, logo, Title statement, Name of the Student and Year/Session
 - Index (List of contents)
 - Acknowledgements and Preface
 - Certificate page
 - Introduction
 - The purpose of the Project (Need and Objectives of the Study)
 - Detailed Project
 - Conclusion (Learning outcomes/experiences)
 - Bibliography

➤The project should have illustrations/ photos/ sketches/ newspaper clippings as per the need and suitability with respect to the pattern of the presentation.

HOME SCIENCE

PRACTICAL

1. Modification of normal diet to soft diet for elderly person.
2. Development and preparation of supplementary foods for nutrition programme.
3. Planning a menu for a school canteen or mid-day meal in school for a week.
4. Design, prepare and evaluate a processed food product.

Qualitative test for food adulteration in: pure ghee, tea leaves, whole black pepper, turmeric powder, milk, asafoetida.

INFORMATICS PRACTICES

1. Write a Pandas program to create data series and then change

the index of the series objects in any random order.

2. Write a Pandas program to add, subtract, multiple and divide

two Pandas Series.

3. Write a Python Program to perform head() & tail () Functions on

dataframe.

4. Write a Python Program to create the dataframe

and selecting rows/column using loc and iloc function.

5. Write a program that reads from a csv file (marks.csv stored in desired location) in a data frame then add a column Total storing total marks in three subjects and another column for storing average marks. Print the data frame after adding these columns.

6. SQL QUERIES BASED ON EMPL AND DEPT TABLE

Table : EMPL

empno	ename	job	mgr	hiredate	sal	comm	deptno
8369	SMITH	CLERK	8902	1990-12-18	800.00	NULL	20
8499	ANYA	SALESMAN	8698	1991-02-20	1600.00	300.00	30
8521	SETH	SALESMAN	8698	1991-02-22	1250.00	500.00	30
8566	MAHADEVAN	MANAGER	8839	1991-04-02	2985.00	NULL	20
8654	MOMIN	SALESMAN	8698	1991-09-28	1250.00	1400.00	30
8698	BINA	MANAGER	8839	1991-05-01	2850.00	NULL	30
8882	SHIAVNSH	MANAGER	8839	1991-06-09	2450.00	NULL	10
8888	SCOTT	ANALYST	8566	1992-12-09	3000.00	NULL	20
8839	AMIR	PRESIDENT	NULL	1991-11-18	5000.00	NULL	10
8844	KULDEEP	SALESMAN	8698	1991-09-08	1500.00	0.00	30
8886	ANOOP	CLERK	8888	1993-01-12	1100.00	NULL	20
8900	JATIN	CLERK	8698	1991-12-03	950.00	NULL	30
8902	FAKIR	ANALYST	8566	1991-12-03	3000.00	NULL	20
8934	MITA	CLERK	8882	1992-01-23	1300.00	NULL	10

Table : DEPT

deptno	dname	loc
10	ACCOUNTING	NEW DELHI
20	RESEARCH	CHENNAI
30	SALES	KOLKATA
40	OPERATIONS	MUMBAI

- a) Write a query to display EName and Sal of Employees whose salary is greater than or equal to 3000 from table EMPL.
- b) Write a Query to display Employee Number, name, sal and sal*12 as Annual Salary whose commission is not NULL from table EMPL.
- c) Write a Query to display name, job, salary, and HireDate of Employees who are hired between February 20, 1991, and May 1, 1991. Order the query in ascending order of HireDate.
- d) Display distinct JOB of Employee from table EMPL.
- e) Write a Query to display the name of Employee whose name contains 'M' as third alphabet.
- f) Write a query to display the current system date.
- g) Write a Query to display Employee number, name, salary, salary increase by 15%. Label the column as New Salary.
- h) Write a query which displays the Employee name with the first letter capitalized and all other letters lower case and length of there name string.
- i) Write a Query to Display the Sum, Average, Highest and Lowest salary of the Employees grouped by department number.
- j) Write a query to display the difference of Highest and lowest salary of each department having maximum salary > 4000.
